


UNFIX

EXPLORE



INVESTIGATE



Monument Lab

FIELD TRIP

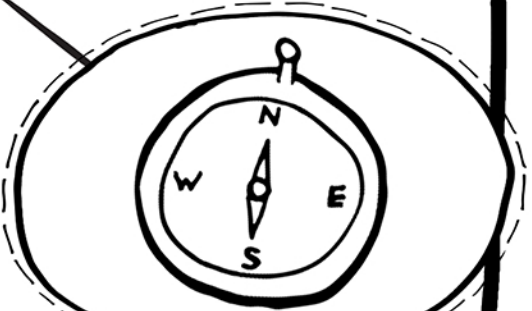
QUESTION

CONFRONT



DISCUSS



PROPOSE



DRAW

1. _____
2. _____
3. _____
4. _____
5. _____

LOOK CLOSELY



ABOUT

Monument Lab Field Trip is a set of self-guided activities designed to help you investigate historical monuments in your community, ask questions about art and justice in public spaces, and propose your own ideas for a monument.

These activities can be completed outdoors while keeping a safe distance from other people, or they can be completed from home. We encourage you to explore with family, friends, classmates, and neighbors in a way that is safe and accessible for you. You might find that Street View, Google Earth, or another online tool can help you explore monumental spaces from your home.

monument:
a statement of power
& presence in public.

GETTING STARTED

WHAT DO I NEED?

You'll be doing lots of drawing and writing on this Field Trip, so make sure you have something to write with (pen or pencil) and something to write on (like a clipboard or table). You'll also need a sense of curiosity as well as a critical eye.

HOW LONG WILL THIS TAKE?

It's up to you! These pages are just a guide, but ultimately it's your investigation. You can do all of these activities in one day with one monument, really digging in and exploring the histories it reveals (and hides). Or you can visit many monuments over many days, finding new monuments along the way.

SHARE

Share ideas, questions, drawings, and photos from your Field Trip with us on social media.

Tag @Monument_Lab and use #MonumentLabFieldTrip to connect with others.

“I think we must
continue pushing the idea
of what constitutes a monument.”
-Steph Garcia, artist

CREDITS

Monument Lab Team: Kanyinsola Anifowoshe, Paul Farber, Patricia Eunji Kim, Hilary M.V. Leathem, Sue Mobley, and Yannick Trapman-O'Brien. Produced with support from the Center for Public Art & Space at the University of Pennsylvania Weitzman School of Design.



Monument Lab

www.MonumentLab.com
info@monumentlab.com

Monument Lab Field Trip was designed and illustrated by Mike Murawski & Bryna Campbell with Super Nature Adventures.



**SUPER NATURE
ADVENTURES**

www.supernatureadventures.com
info@supernatureadventures.com

Dedicated to Allie, Arlo, Asha, Emmie, Holden, Leo, Linnea, Linus, Oran, Seneca, and Sidney

INVESTIGATE

CHOOSE A MONUMENT

Do you know of any monuments in your city, town, or neighborhood?

Is there one you want to know more about, or even one you have never noticed before?



Name of Monument

EXPLORE & LEARN

Is there a plaque, sign, marker, or website that might tell you more about this monument?

What does this monument represent?

When was it created?

Who created it?

LOOK CLOSELY

Either in person or virtually, take time to view and observe the monument. Write down some of the things you notice.

DRAW & MAP THE SPACE

Use this space to sketch the monument you chose, and draw a map of the area where this monument is located.



“Monuments inscribe meaning and possibility into our environments.”
— Hilary Malson, scholar

DIG IN

How does this monument make you FEEL?

What might be the STORY behind why and when this monument was created?

How might this monument represent POWER? Whose power?

What can't we know about this monument from our observations?

What other histories exist here but are not included in this monument?

What might this space feel like WITHOUT this monument?

“The significance of monuments is larger than their present physical narratives in our daily lives. It's about who controls the narrative.”

—Glenn Cantave, activist

How do you define “monument”?

Should monuments represent individuals? groups? collectives?

Let's unfix the ideas we have inherited about monuments.

CONFRONTING HISTORY

Do you know of any monuments dedicated to non-white people in your city? If so, who do they honor?

Do you know of any monuments dedicated to women in your city? If so, who do they honor?

Do you know of any monuments dedicated to Indigenous people or markers honoring Indigenous lands? If so, who put them there?

What are some questions you have about monuments & public spaces?

“Monuments are about people—
they’re about humanity, or they should be.
They should reflect our humility & humbleness,
the complexity of what it means to be human.”
—Karyn Olivier, artist



EXPANDING THE PEDESTAL

Find a monument that depicts a single person.

In the circles above, write down some of the people who would have made this person’s work possible: anyone who might have been associated with them, took care of them, collaborated with them, or on whom they depended.

Ask at least one person to help you add to your list.

LAYERS OF THE PAST

- 1 CHOOSE a location or site in your own town, city, or neighborhood.
- 2 IMAGINE the layers of history, people, and events that might have occurred in that place over time. Try to find some historic maps of this place.
- 3 Use the spaces below to RECORD your thoughts, notes, and reflections.

10 YEARS AGO

50 YEARS AGO

100 YEARS AGO

400 YEARS AGO

REFLECT:
Who decides
what gets
remembered or
honored & what
doesn't?

"We could think about a monument as something that continues to reflect the shifts in memory & history of the site as time goes on."

—Regina Agu, artist

PROPOSE A NEW

MONUMENT



How long will it last?

Where will it be located?

GET STARTED by brainstorming some ideas to propose your own monument.

Think of something that matters to you or your community.

How large or small will it be?

What materials will you use to make your monument?

What is the story behind your monument?

DREAM BIG

Let your creativity run wild here!
Think beyond the limitations of cost or traditional ideas of monuments.

“What would these monuments look like if they were personal, communally accessible, and tangible? If they were alive?”

—Kanyinsola Anifowoshe, curator

DESIGN YOUR OWN

MONUMENT



USE THIS PAGE TO DRAW AND/OR SKETCH YOUR IDEAS.

NAME YOUR MONUMENT

“Much of what future generations will know about us is through the monuments we choose to put up & preserve.”

— Hank Willis Thomas, artist